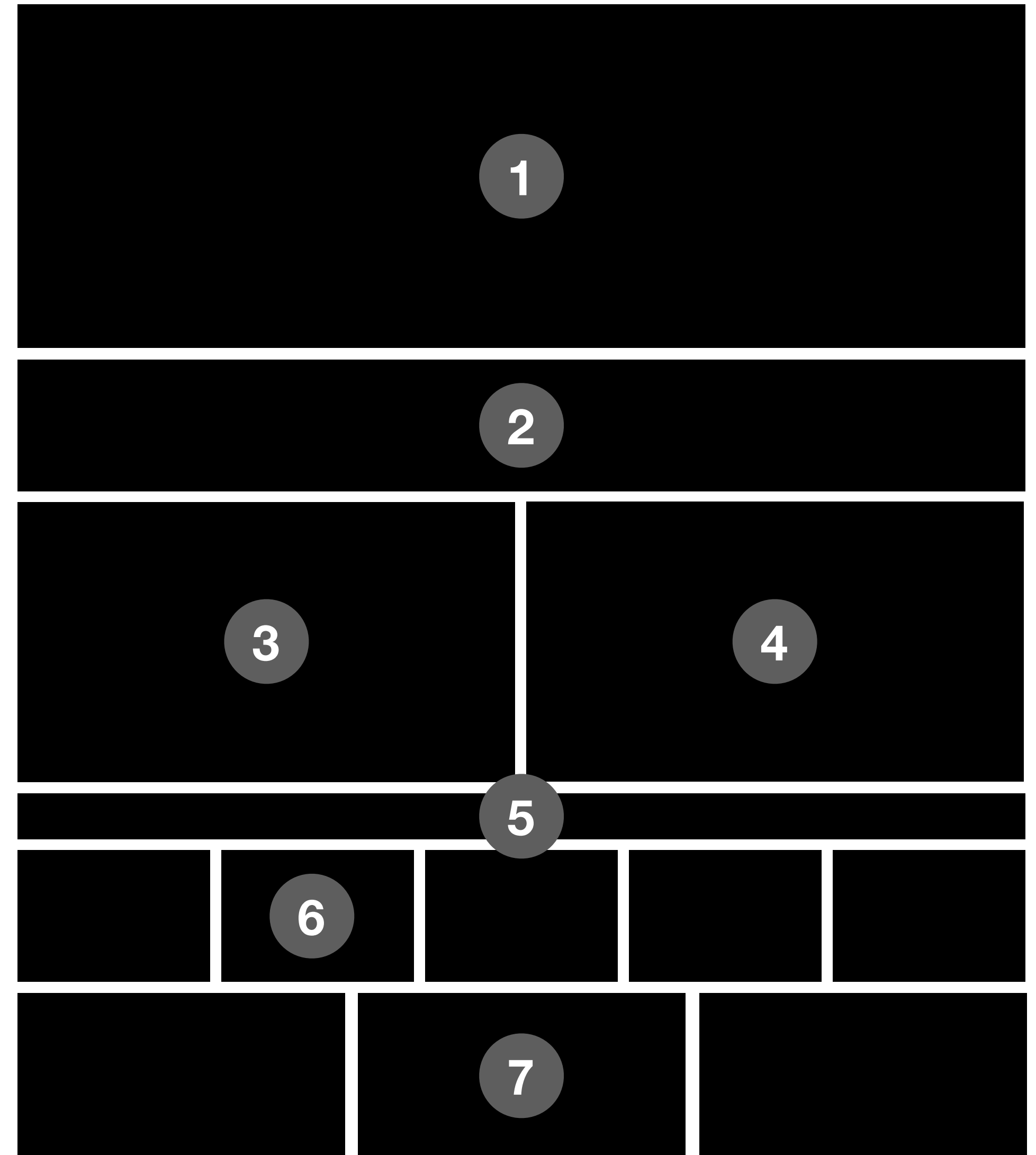




Virtual Exhibitor Booth Customisation Guide

The interactive exhibitor booth consists of seven primary sections:

1. **Interactive Canvas**
2. **Exhibitor Information**
3. **Video Player**
4. **Drop-in Meetings**
5. **Downloadable Content**
6. **Meet the Team**
7. **Product Showcase**



Interactive Canvas

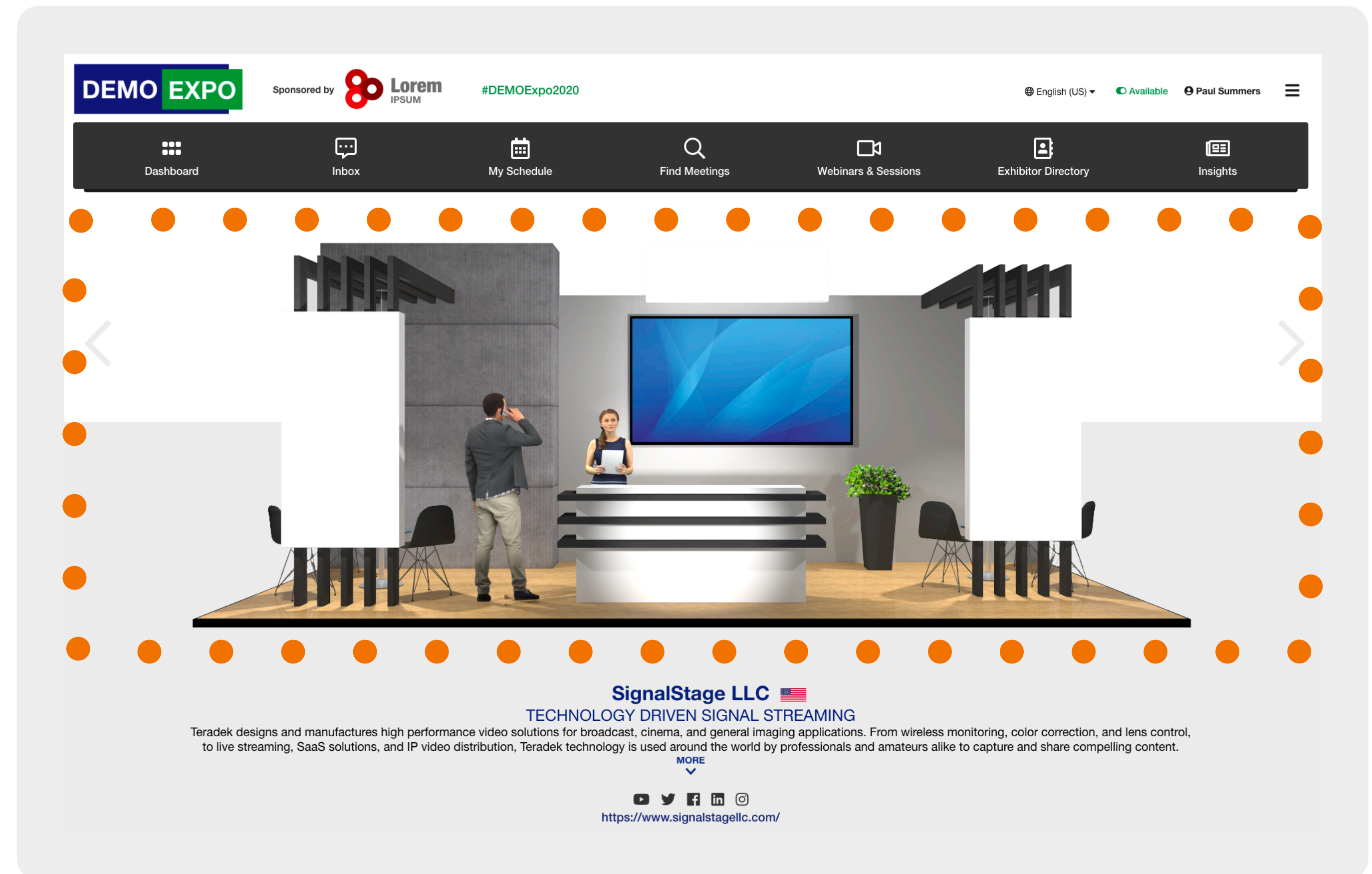
The interactive canvas provides Exhibitors three* options to configure their virtual booth masthead:

1. Customise a 3D Booth template
2. Custom banner image
3. Image carousel/slider



Downloadable Photoshop .psd templates available for all customisable banners.

* Bespoke 3D booth & interactive canvas designs available.




Interactive Canvas (Option 1)

3D Booth Templates

Select a virtual booth design from the pre-built templates. Use the quick customise controls to select alternate themes, add graphics or upload your own customised booth visual.

Each standard virtual booth template includes four customisable banner positions. Each banner can be linked to products, contacts or video assets.



Interactive Canvas (Option 1)

3D Booth Templates

Use the quick create wizard in your Exhibitor Profile Manager to select and customise your virtual booth.

Follow the steps to upload your custom banner graphics and preview the finished stand in real-time.


Image guidelines are provided alongside each template and every design includes a downloadable Photoshop .psd file to assist your creativity.

Some templates may include additional options to toggle stand furniture, plants and people.

Brand your booth


The selected design provides four branding opportunities for you to add logos and other marketing assets. Download the design template to easily create your virtual booth assets.

[Download .psd Template](#)




Lightbox (left)
200px x 800px (wxh)

[Upload \(png/jpg\)](#)




Lightbox (right)
200px x 800px (wxh)

[Upload \(png/jpg\)](#)



Rear Wall
200px x 800px (wxh)

[Upload \(png/jpg\)](#)



Top Banner
200px x 800px (wxh)

[Upload \(png/jpg\)](#)

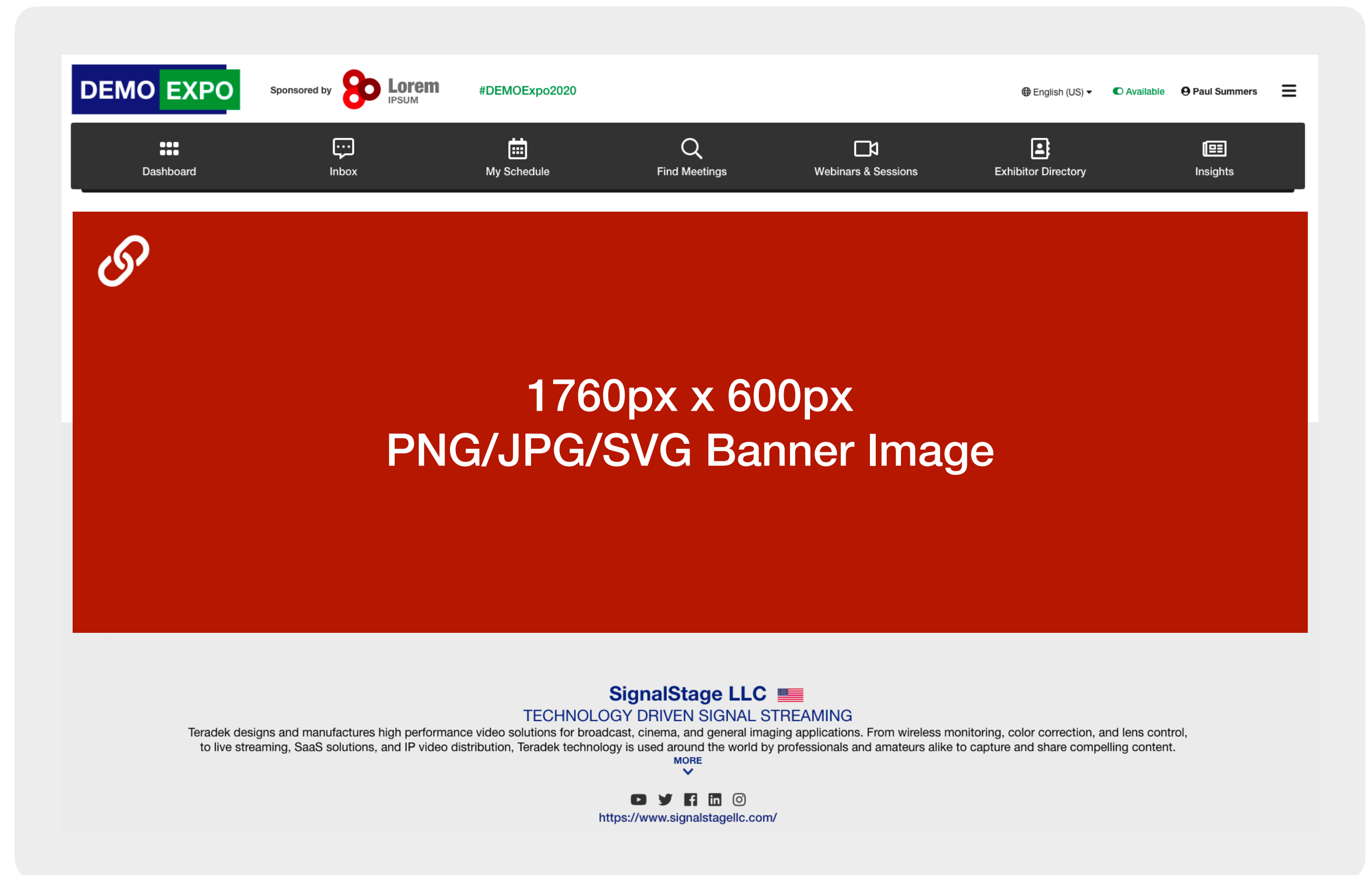
Interactive Canvas (Option 2)

Custom Banner Image

Upload a finished image banner Your banner may include a single clickable link to a product card, video, conference session or other internal portal URL.

We recommend including your company logo within your banner design.

Banner Technical Specification	
Format	Image (PNG/JPG/SVG)
Size	1760px x 600px
Max. File Size	1mb (We may compress your file)



Photoshop .psd template available

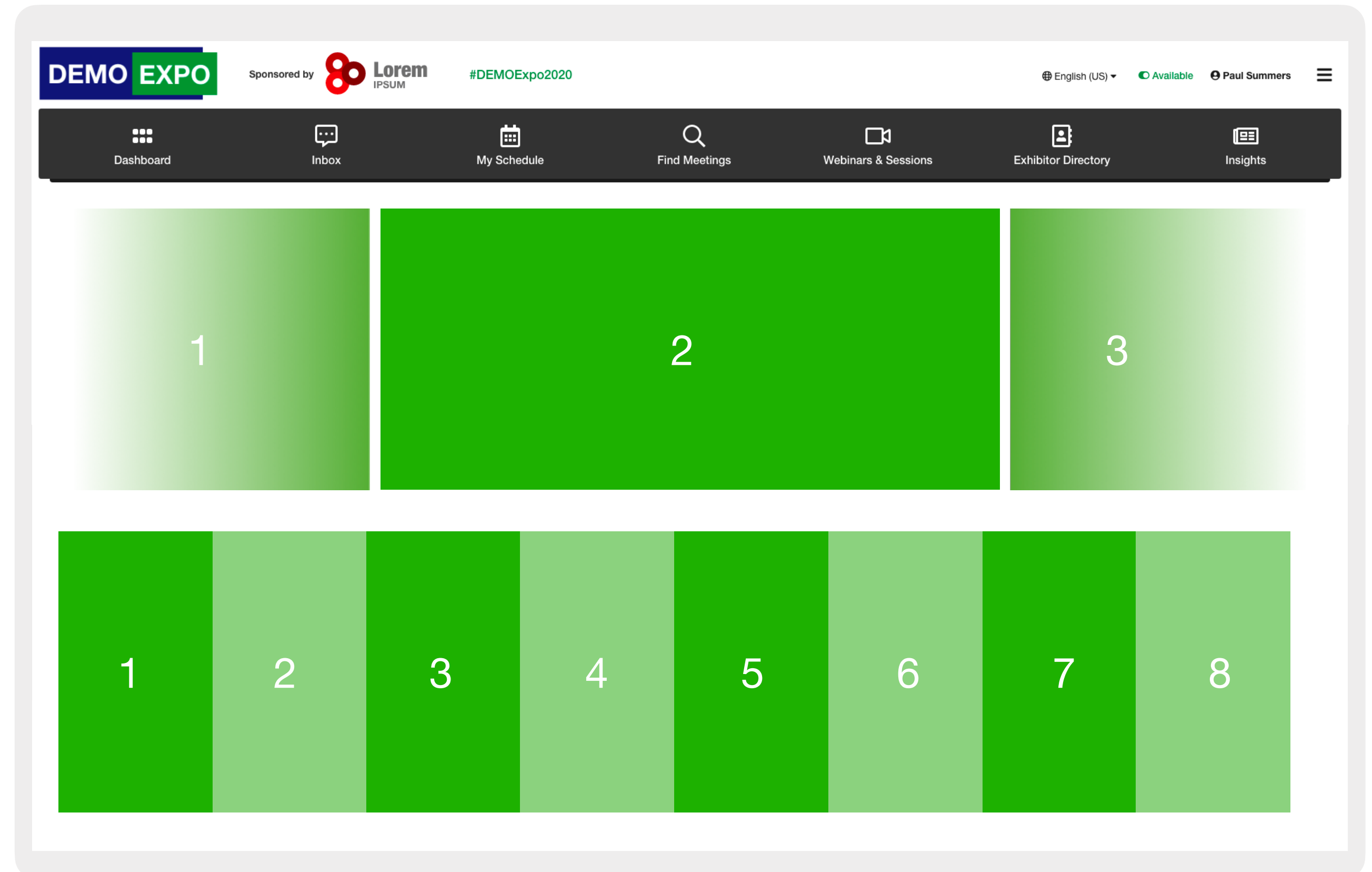
Interactive Canvas (Option 3) Image Carousel

Add up to eight images (minimum three) to create a sliding image carousel effect. Images will progress through an infinite slide animation.

We recommend including your company branding as one of the carousel images.

Tip: Have photogenic physical products? Upload transparent PNG files to achieve a stylish floating product showcase.

Carousel Technical Specification	
Format	Image (PNG/JPG/SVG)
Size (Width)	Max 1760px / Min 120px
Size (Height)	Max 200px
Max. File Size (per image)	1mb (We may compress your file)



 **Photoshop .psd template available**

Exhibitor Information

Complete your company profile to provide visitors all the information they need to connect with you across multiple channels:

- Use basic HTML to customise your company bio (max 900 characters)
- Include YouTube, Twitter, Facebook, LinkedIn and Instagram social media channels
- Add your website URL

SignalStage LLC 

TECHNOLOGY DRIVEN SIGNAL STREAMING

Teradek designs and manufactures high performance video solutions for broadcast, cinema, and general imaging applications. From wireless monitoring, color correction, and lens control, to live streaming, SaaS solutions, and IP video distribution, Teradek technology is used around the world by professionals and amateurs alike to capture and share compelling content.

MORE




<https://www.signalstagellc.com/>

Video Player

Upload high definition video content to your personal virtual booth player. Whether it's a quick product pitch recorded on your phone or a professional company presentation, video content is the best way to engage with your audience.

Add multiple videos to create your own content playlist.

Video Technical Specification	
Format	.mp4 Video
Size	1280x720 (Min) 1920x1080px (Max)
Length	Max. 60 minutes pre video
Max. File Size	1,000 mb



Drop-in Meetings

The ad-hoc meetings feature connects your team directly with visitors browsing your virtual exhibition booth.

Unlike pre-booked meetings, these quick maximum 10 minute 1-2-1 meetings replicate new business interactions just like on the show floor.

Have multiple staff available to manage meetings and ensure visitors aren't kept waiting!

Drop-in meetings check-list:

- Toggle your contact status to 'online'
- Complete the drop-in meeting tech check
- Enable 'browser notifications'
- Listen out for the new meeting notification 'ding'

🌐 English (US) ▼

🟢 Available

👤 Paul Summers



We're online!

start a video chat now...



MEET NOW

We'll connect you with the next available SignalStage stand representative.

Downloadable Content

Provide visitors easy access to take-away company brochures, presentations and promotional materials.



DOWNLOAD THE SignalStage MARKETING BAG (PDF 2.6MB)

Downloadable Contact Technical Specification	
Format	Document (PDF) Image (PNG/JPG/GIF)
Max. File Size	5mb

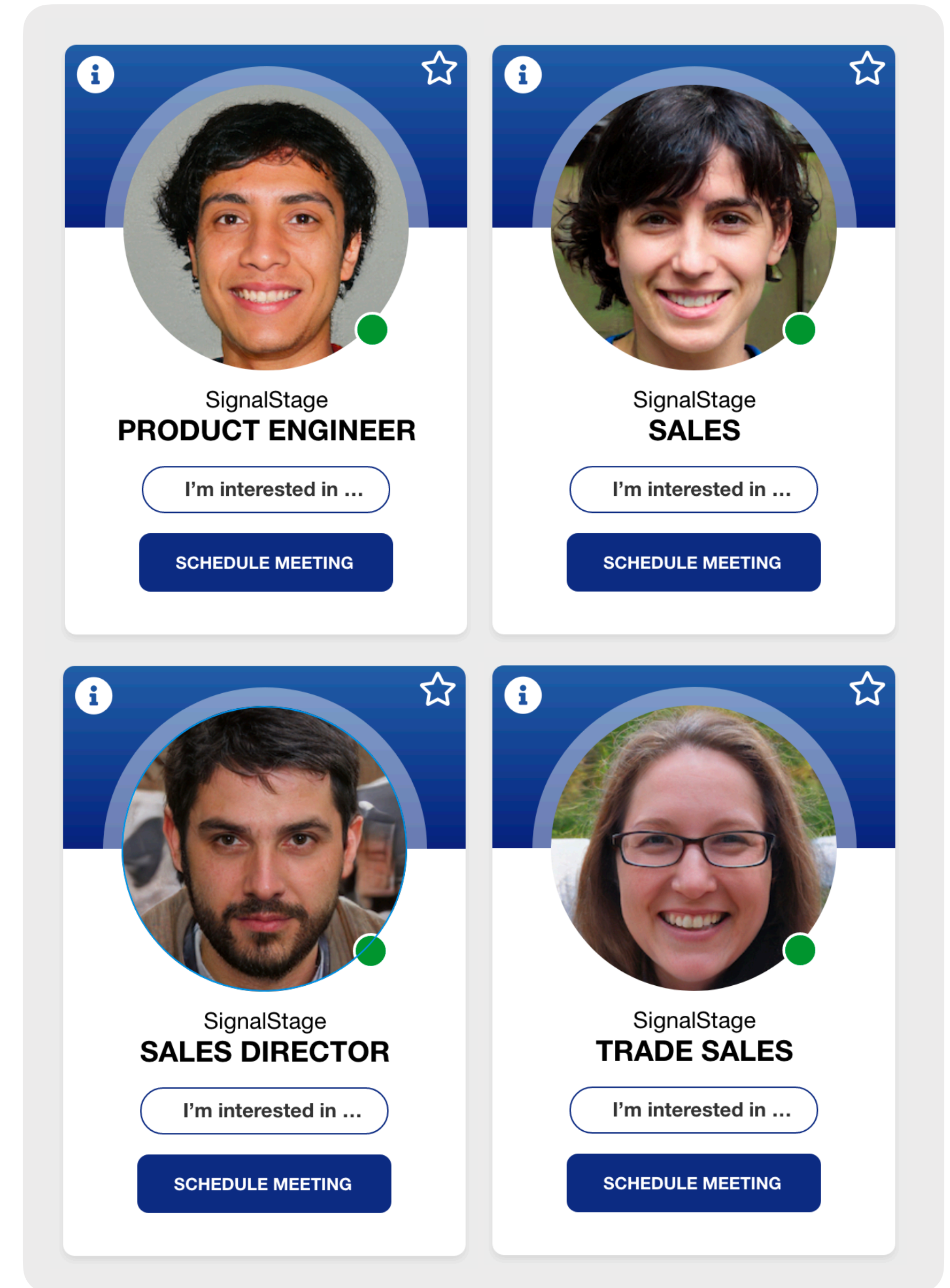
Meet the Team

Each colleague registered under your exhibiting company account will appear as a contact card on the exhibitor profile page.

Visitors can view each individual contacts interests by flipping the card to reveal the full bio.

Upload a profile photo to attract more new business opportunities and update your profile interests to receive higher quality matches.

Profile Photo Technical Specification	
Format	Image (PNG/JPG/GIF)
Width (Min/Max)	200px / 800px
Height (Min/Max)	200px / 800px
Suggested Ratio (w/h)	1:1
Max. File Size	1mb




Product Showcase

Enhance your virtual booth and showcase feature products.

Each product card features a 16:9 banner image, product information (max. 300 characters) and links to external website, video and marketing materials.

Banner Image Technical Specification	
Format	Image (PNG/JPG/GIF)
Size (Recommended)	640px x 480px (w/h) 16:9 ratio
Max. File Size	1mb

PRODUCT SHOWCASE



4k Signal Processor

The latest generation of SignalStage 4k video processing is here! Lightweight, feature-rich and future-proof, the 4K Signal Processor is your new one-stop out-the-box solution. Discover the new way of capture and edit content in the field.

[Link](#) [Video](#) [Brochure](#)

Interested in this product?

SCHEDULE MEETING