



# Virtual Exhibitor Booth Customisation Guide

The interactive exhibitor booth consists of seven primary sections:

- 1. Interactive Canvas**
- 2. Exhibitor Information**
- 3. Video Player**
- 4. Drop-in Meetings**
- 5. Downloadable Content**
- 6. Meet the Team**
- 7. Product Showcase**
- 8. Related Companies**

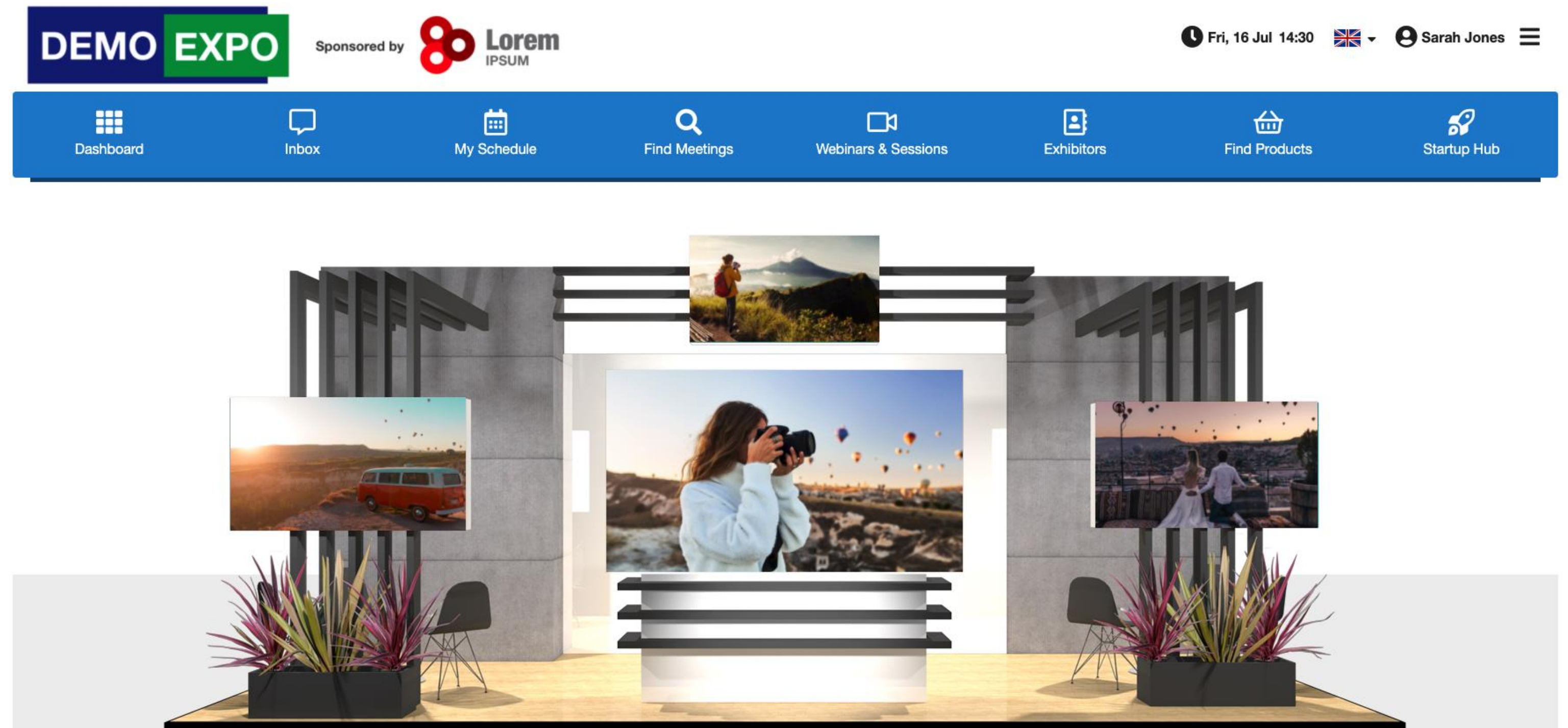
# Interactive Canvas

The interactive canvas provides Exhibitors three options to configure their virtual booth masthead:

1. Use my company logo (default)
2. Banner image(s) – (Add up to eight images)
3. Customise a virtual booth (Upload four lightbox images)



Downloadable Photoshop .psd templates available for the customisable virtual booth.





# Interactive Canvas (Option 1) Company Logo

Upload a company logo to your company profile via the Company Details tab in the Exhibitor Zone. The logo will become the default for your virtual booth.



or drag and drop an image file.  
Images must be under 2MB and either JPG or PNG.

Company DetailsColleaguesVirtual BoothProduct ShowcaseManage Leads

Customise your virtual booth

Select one of the options below to customise your company page.

Option 1

Use my company logo  
(Default)

Selected

Option 2

Banner image(s)  
(Add up to eight images)

Select

Option 3

Customise a virtual booth  
(Upload four lightbox images)

Select

DashboardInboxMy ScheduleFind MeetingsWebinars & SessionsExhibitorsFind ProductsStartup Hub

Share my business card with Pangea Enterprise

Pangea Enterprise

United Kingdom

Passion for exploring & photography? Look no further! Pangea Enterprise is your personal exhibition guide for your smart phone, filled with professional top tips on capturing those precious/exciting/take your breath away moments.

MORE

<https://www.example.com>



Interactive Canvas (Option 2)

# Banner Image(s)

Add up to eight images to create a sliding image carousel effect. Images will progress through an infinite slide animation.

Tip: Have photogenic physical products? Upload transparent PNG files to achieve a stylish floating product showcase.

Banner Technical Specification	
Format	Image (PNG/JPG)
Size (Width)	Max 1760px / Min 120px
Size (Height)	Max 400px
Max. File Size (per image)	2mb (We may compress your file)



Title:

Link:

These links will use the information you entered in the 'Company Details' tab.

You can upload ONE banner image or upload up to 8 banners to create an image carousel.  
For best results all images should be the same size and ideally 1760 x 400 pixels. Images should be less than 2MB and jpg or png format.

Delete Banner




Upload Banner



## Customise a Virtual Booth (Option 3) 3D Booth Templates

Select a virtual booth design from the pre-built templates. Use the quick customise controls to select alternate themes, add graphics or upload your own customised booth visual.

Each standard virtual booth template includes four customisable lightbox positions. Each lightbox can be linked to your company website, social media links or video assets provided on the company details.





# Customise a Virtual Booth (Option 3)


## 3D Booth Templates

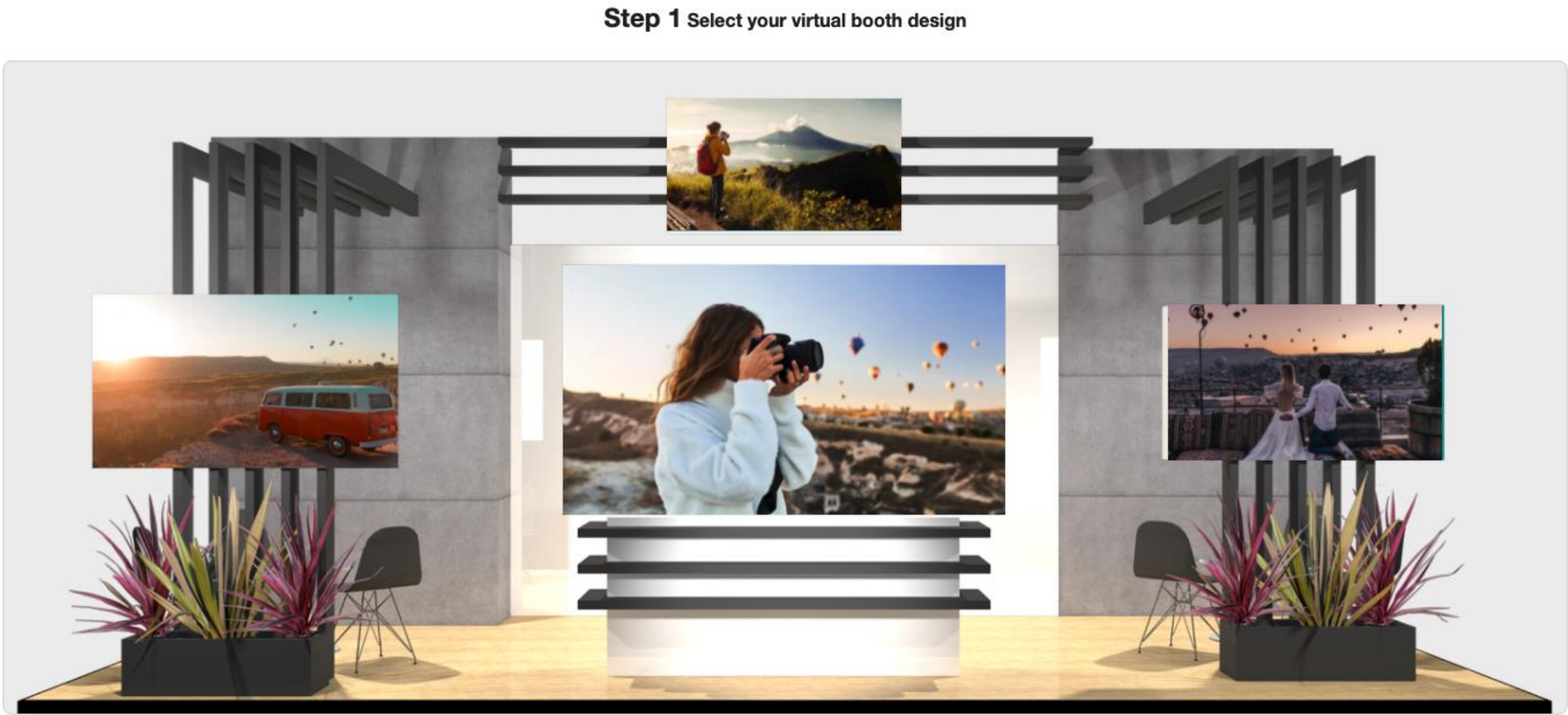
Use the quick create wizard in your Exhibitor Profile Manager to select and customise your virtual booth.

Follow the steps to upload your custom lightbox graphics and preview the finished booth in real-time.

Image guidelines are provided alongside each template and every design includes a downloadable Photoshop .psd file to assist your creativity.

Images should be 16:9 and less than 2MB.

 **Upload** (png/jpg)



Virtual Booth Template 03A





[Change Booth Layout](#)

### Step 2 Brand your booth

If you wish to, you can upload a modified booth background onto which the various lightboxes will be overlaid. Please note the positions of the lightboxes are fixed.

[Template](#)

[Upload new booth background](#) (png/jpg)

Lightbox (left)		Images should be 16:9 and less than 2MB. <a href="#">Upload</a> (png/jpg)	<input type="text" value="Link to website"/> <small>These links will use the information you entered in the 'Company Details' tab.</small>
Banner (top)		Images should be 16:9 and less than 2MB. <a href="#">Upload</a> (png/jpg)	<input type="text" value="Book a meeting"/> <small>These links will use the information you entered in the 'Company Details' tab.</small>
Back wall (center)		Images should be 16:9 and less than 2MB. <a href="#">Upload</a> (png/jpg)	<input type="text" value="Link to website"/> <small>These links will use the information you entered in the 'Company Details' tab.</small>
Lightbox (right)		Images should be 16:9 and less than 2MB. <a href="#">Upload</a> (png/jpg)	<input type="text" value="Book a meeting"/> <small>These links will use the information you entered in the 'Company Details' tab.</small>

Save

# Exhibitor Information

Complete your company profile to provide visitors all the information they need to connect with you across multiple channels:

- ⦿ Include YouTube, Twitter, Facebook, LinkedIn and Instagram social media channels
- ⦿ Add your website URL
- ⦿ Provide visitors easy access to take-away company brochures, presentations and promotional materials.

## Pangea Enterprise

United Kingdom

Passion for exploring & photography? Look no further! Pangea Enterprise is your personal exhibition guide for your smart phone, filled with professional top tips on capturing those precious/exciting/take your breath away moments.

MORE



<https://www.example.com>

Download marketing pack 11.43 KB

### Downloadable Contact Technical Specification

Format	Document (PDF) Image (PNG/JPG)
Max. File Size	5mb

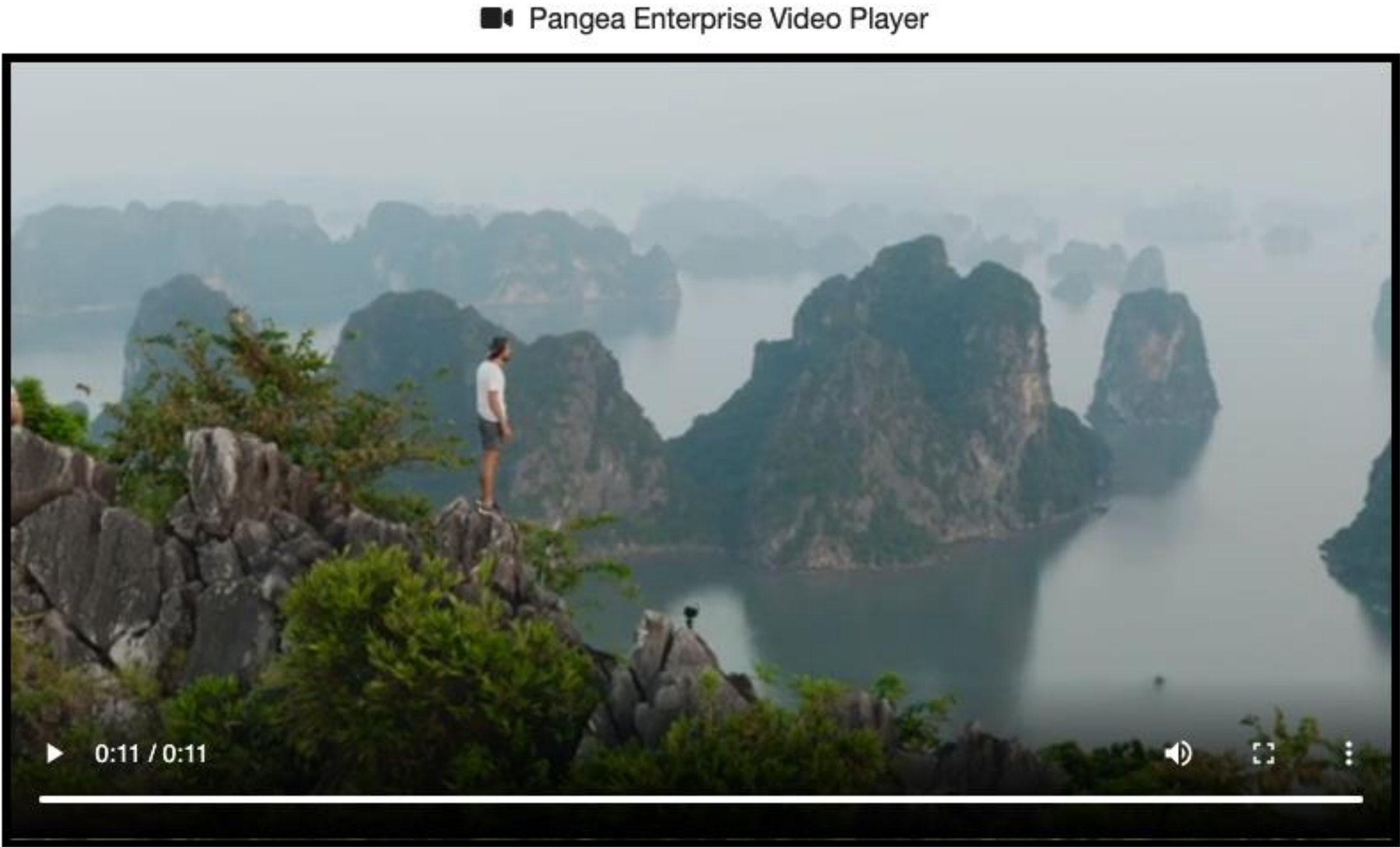


# Video Player

Upload high-definition video content to your personal virtual booth player. Whether it's a quick product pitch recorded on your phone or a professional company presentation, video content is the best way to engage with your audience.

Add multiple videos to create your own content playlist.

Video Technical Specification	
Format	.mp4 Video
Size	1280x720 (Min) 1920x1080px (Max)
Length	Max. 60 minutes pre video
Max. File Size	1,000 mb



# Drop-in Meetings

The ad-hoc meetings feature connects your team directly with visitors browsing your virtual exhibition booth.

Unlike pre-booked meetings, these quick-fire meetings require no prior invitation and happen directly within your profile.

Have multiple staff available to manage meetings and ensure visitors aren't kept waiting!

Open your Drop-in Room & keep the page open to allow visitors to create meetings with you. If you wish to keep browsing through the platform, please make sure that you do so on a separate tab so that your Drop-in Room is always open.

Online - Meet now








Pangea Enterprise

United Kingdom

Passion for exploring & photography? Look no further! Pangea Enterprise is your personal exhibition guide for your smart...

We're online!

start a video chat now...



+3

MEET NOW

We'll connect you with the next available SignalStage stand representative.



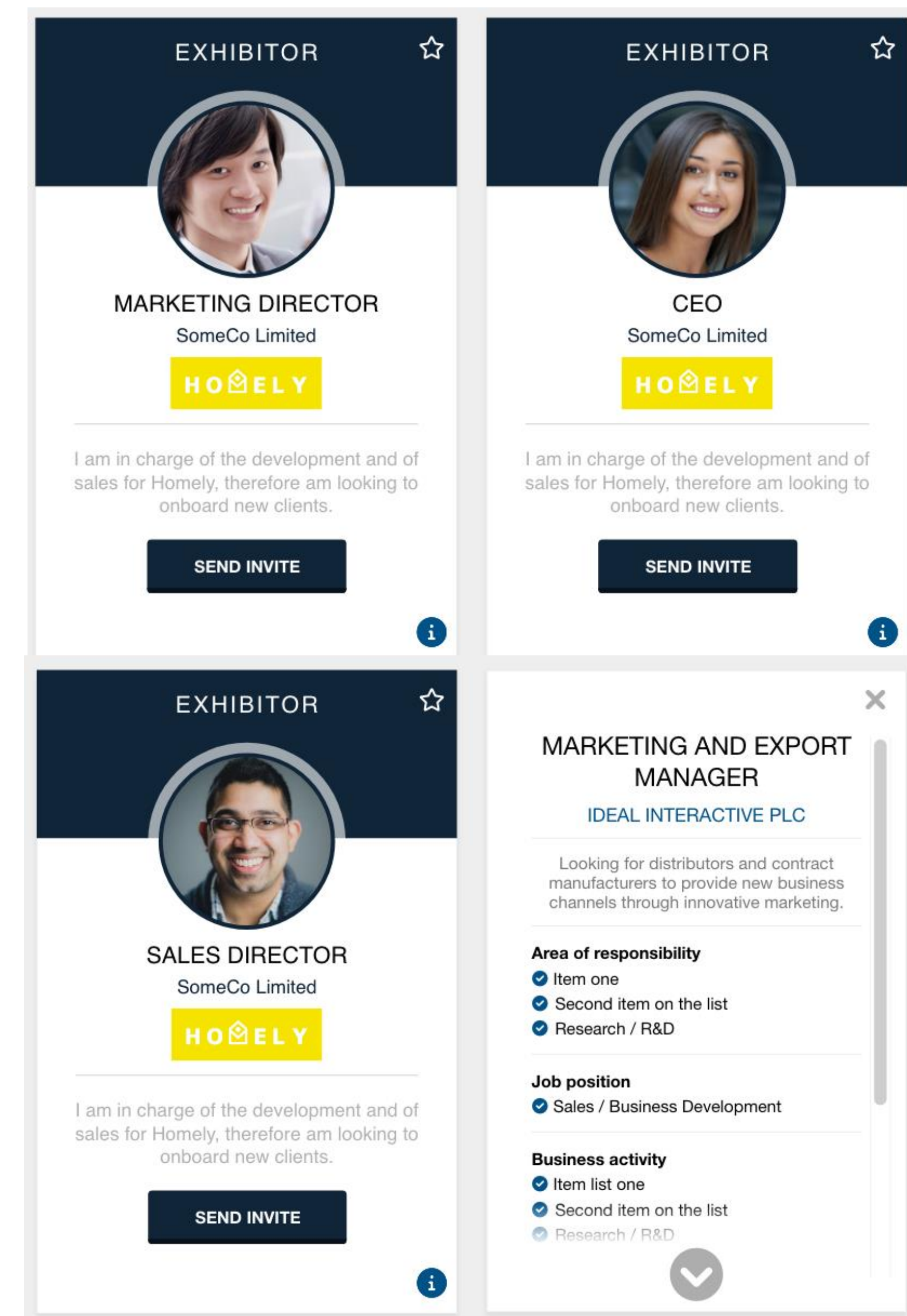
# Meet the Team

Each colleague registered under your exhibiting company account will appear as a contact card on the exhibitor profile page.

Visitors can view each individual contacts interests by flipping the card to reveal the full bio.

Upload a profile photo to attract more new business opportunities and update your profile interests to receive higher quality matches.

Profile Photo Technical Specification	
Format	Image (PNG/JPG)
Width (Min/Max)	200px / 800px
Height (Min/Max)	200px / 800px
Suggested Ratio (w/h)	1:1
Max. File Size	2mb




# Product Showcase

Enhance your virtual booth and showcase feature products.

Each product card features a 16:9 banner image, product information (max. 300 characters) and links to external website, video and marketing materials.

Banner Image Technical Specification	
Format	Image (PNG/JPG/GIF)
Size (Recommended)	640px x 480px (w/h) 16:9 ratio
Max. File Size	2mb

Your Showcases





Activty Booster


Pangea Enterprise

United Kingdom

Tailored activities to match the adventure you're after. Simply open up the Activity Booster on your app to see the endless possible undertakings available.

 Link

 Video

 Brochure

Tablets

Smart Phones

Edit showcase

Delete Showcase



# Contact the Team.

For any questions about your virtual exhibitor booth or personal profile, contact the platform specialists today.

Show email:

[OiConnect@Eventnetworking.com](mailto:OiConnect@Eventnetworking.com)

Show contact number: +44 20 4538 9708

