

















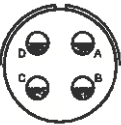
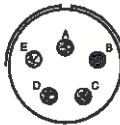
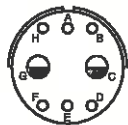



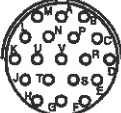
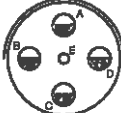



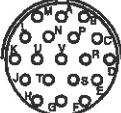
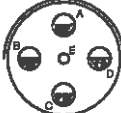
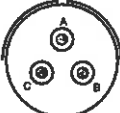


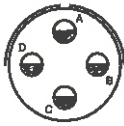
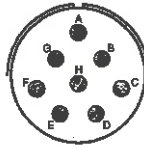
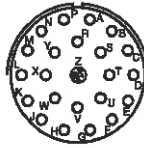
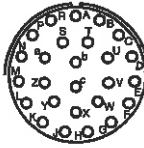
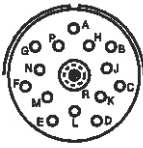
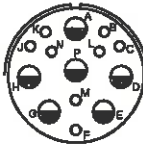
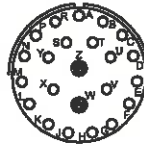
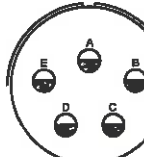
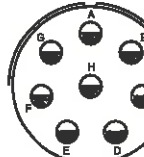
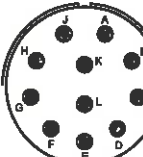
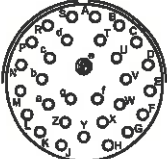
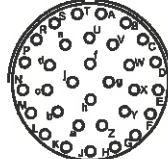
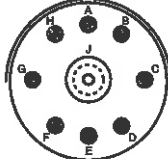
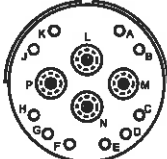
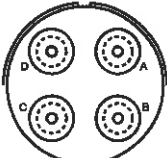
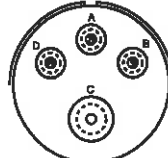
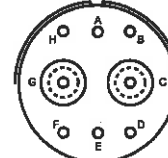
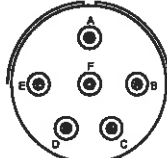
Additional Pinouts for MetOcean Connectors

front face of pin inserts illustrated

											
Insert Arrangement	6-1	8-2	8-3	8-4	8-33	8-98	10-2				
Service Rating	I	I	I	I	I	I	I				
Number of Contacts	1	2	3	4	3	3	2				
Contact Size	20	20	20	20	20	20	16				
											
Insert Arrangement	10-5	10-6	10-70	10-98	12-3	12-4	12-8				
Service Rating	I	I	Coax	I	II	I	I				
Number of Contacts	5	6	1	6	3	4	8				
Contact Size	20	20	8 Coax	20	16	16	20				
											
Insert Arrangement	12-10	12-14	12-98	14-2	14-4	14-5	14-8				
Service Rating	I	I	I	II	I	II	I				
Number of Contacts	10	14	10	2	4	5	6 2				
Contact Size	20	20	20	12	12	16	20 12				
											
Insert Arrangement	14-12	14-15	14-18	14-19	14-22	14-71	14-91HV Flashover 5,000 VAC (RMS)				
Service Rating	I	I	I	I	I	I					
Number of Contacts	8 4	14 1	18	19	1 4	3 1	3				
Contact Size	20 16	20 16	20	20	20 12	16 8 Coax	20				

Additional Pinouts for MetOcean Connectors

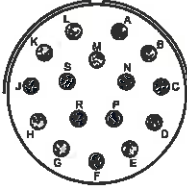
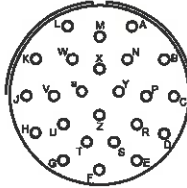
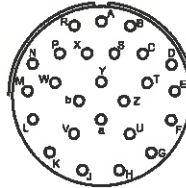
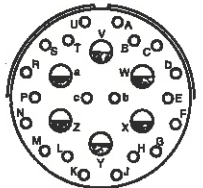
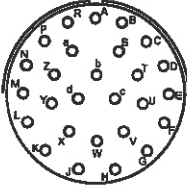
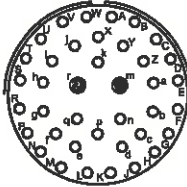
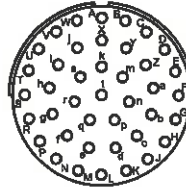
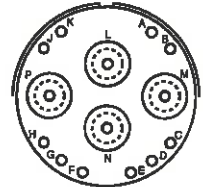
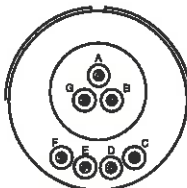
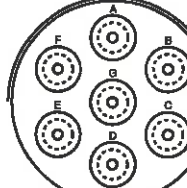
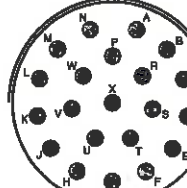
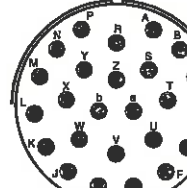
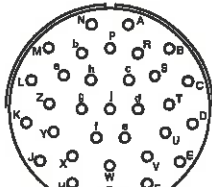
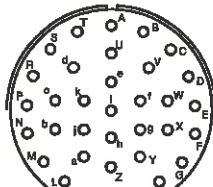
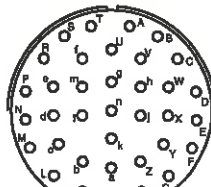

front face of pin inserts illustrated

					
Insert Arrangement	14-AA	16-8	16-23	16-26	16-70
Service Rating	I	II	I	I	N/A
Number of Contacts	4	8	22 1	26	14 1
Contact Size	12	16	20 16	20	20 12 Coax
					
Insert Arrangement	16-76	16-99	18-5	18-8	18-11
Service Rating	Flashover 1.500 VAC (RMS)	I	II	I	II
Number of Contacts	8 1 5	21 2	5	8	11
Contact Size	20 12* 2 Coax*	20 16	12	12	16
					
Insert Arrangement	18-30	18-32	18-71	18-72	
Service Rating	I	I	II, Coax	N/A	
Number of Contacts	29 1	32	8 1	10 4	
Contact Size	20 16	20	16 8 Coax	20 12 Coax	
					
Insert Arrangement	18-75	18-76	18-80	18-91 HV	
Service Rating	Coax	II	I, Coax	Flashover 5,000 VAC (RMS)	
Number of Contacts	4	3 1	6 2	6	
Contact Size	8 Coax	12 Coax 8 Coax	20 8 Coax	20	

*Contact Positions Optional

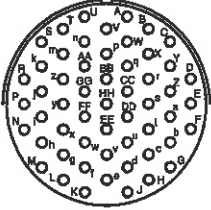
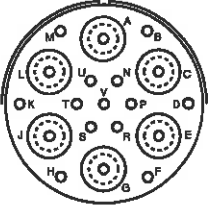
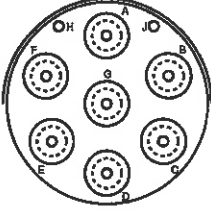
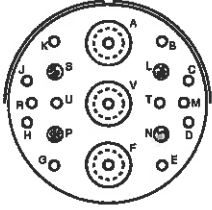
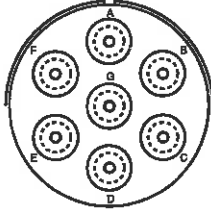
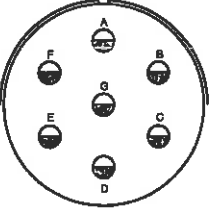
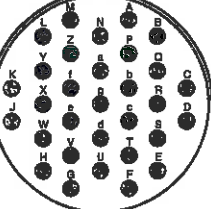
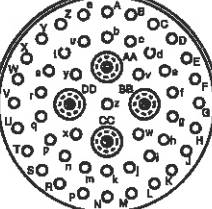
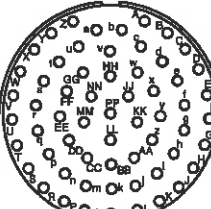
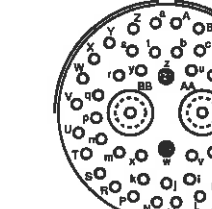
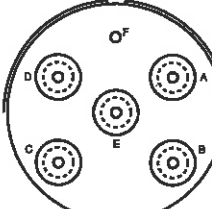
Additional Pinouts for MetOcean Connectors

front face of pin inserts illustrated







				
Insert Arrangement	20-16	20-24	20-25	20-26
Service Rating	II	I	I	I
Number of Contacts	16	24	25	20 6
Contact Size	16	20	20	20 12
				
Insert Arrangement	20-27	20-39	20-41	20-70
Service Rating	I	I	I	Coax
Number of Contacts	27	37 2	41	10 4
Contact Size	20	20 16	20	20 8 Coax
				
Insert Arrangement	20-90	22-7	22-21	22-25
Service Rating	HI-Voltage	Coax	II	I
Number of Contacts	7	7	21	25
Contact Size	20	8 Coax	16	16
				
Insert Arrangement	22-32	22-34	22-36	22-41
Service Rating	I	I	I	I
Number of Contacts	32	34	36	27 14
Contact Size	20	20	20	20 16

Additional Pinouts for MetOcean Connectors

front face of pin inserts illustrated

				
Insert Arrangement	22-55	22-70	22-71	22-72
Service Rating	I	I, Coax	I, Coax	N/A
Number of Contacts	55	13 6	2 7	12 4 3
Contact Size	20	20 8 Coax	20 8 Coax	20 16 8 Coax
				
Insert Arrangement	22-78	22-96	24-31	24-51
Service Rating	Coax	II	I	I
Number of Contacts	7	7	31	47 4
Contact Size	8 Coax	12 for # 10 wire	16	20 12 Coax
				
Insert Arrangement	24-61	24-71	24-79	
Service Rating	I	N/A	Coax	
Number of Contacts	61	45 2 2	1 5	
Contact Size	20	20 16 8 Coax	20 8 Coax	

Contact Legend

Symbol	Contact Size
	20
	16
	12
	HV
	12 Coax
	8 Coax