


Broadband Transducers



The Broadband Advantage

Aimar's commitment to innovative technology continues with broadband transducers with low Q and very good sensitivity. This enables users to perform accurate surveys with higher resolution. These transducers can also be "chirped" with a longer pulse over a wide-frequency band. Users with adjustable frequency echosounders will be able to regulate the operating frequency and tailor the beam width to specific survey conditions. Best of all, these remarkable transducers are competitively priced when compared with similar performing transducers constructed with 1-3 piezocomposite.



M194

High-Frequency

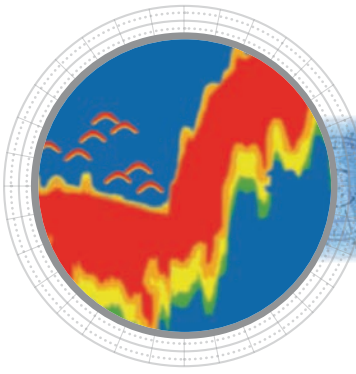
Applications

- Shallow-water survey
- Scientific research
- Commercial
- Military

Features

- Broadband with low Q
- Sidelobes minimized
- Energy concentrated on target means excellent resolution
- Internal transformer provides impedance match to echosounder for optimal system performance
- Multiple frequencies to choose from
- Many standard designs or designed to your specifications

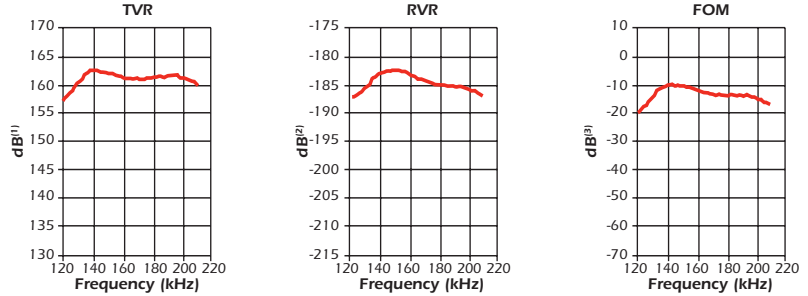
Broadband Transducers



Technical Information

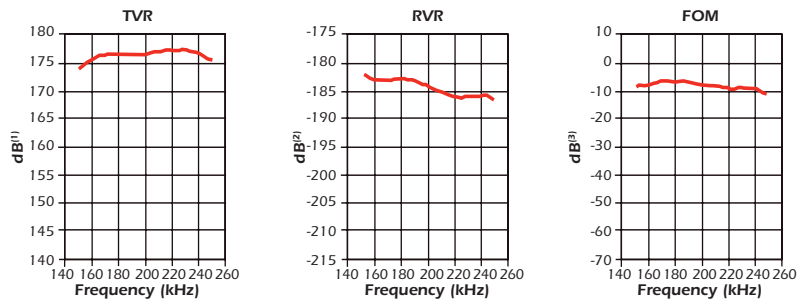
130 kHz to 210 kHz

Element: Single
 Array: ϕ 3.5" x 1
 $Q_t = 1.7$
 Nominal Impedance: 200 Ω (not transformed)



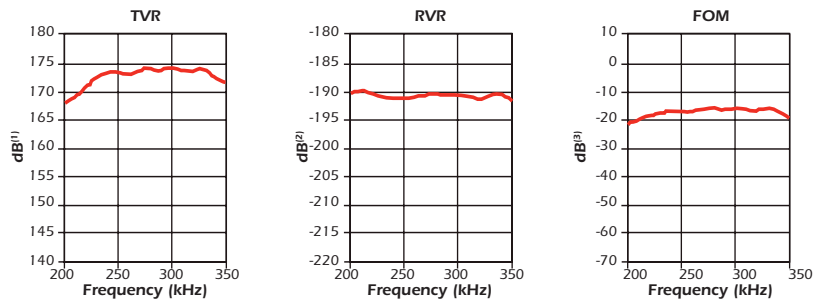
150 kHz to 250 kHz

Array: ϕ 3.5" x 1
 $Q_t = 2.0$
 Nominal Impedance: 80 Ω (transformed)



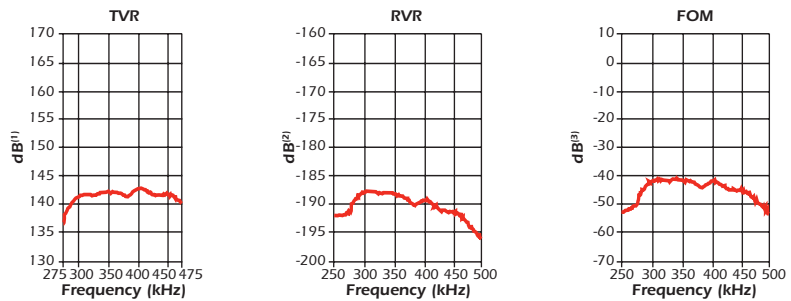
220 kHz to 340 kHz

Array: ϕ 1.5" x 1
 $Q_t = 2.3$
 Nominal Impedance: 80 Ω (transformed)



300 kHz to 470 kHz

Array: ϕ 0.80" x 1
 $Q_t = 2.3$
 Nominal Impedance: 2 k Ω



450 kHz to 660 kHz

Array: ϕ 0.95" x 1
 $Q_t = 2.6$
 Nominal Impedance: 1 k Ω

